

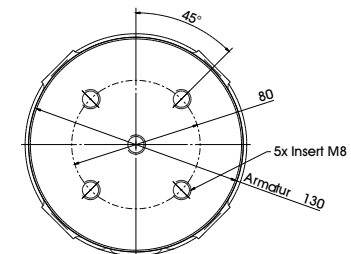
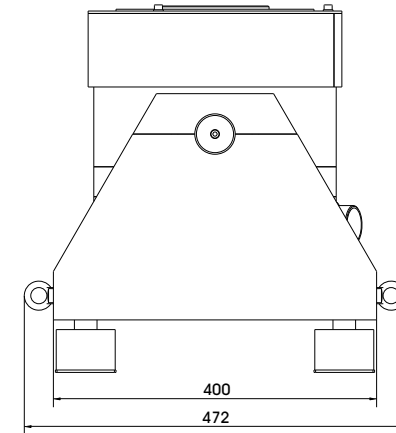
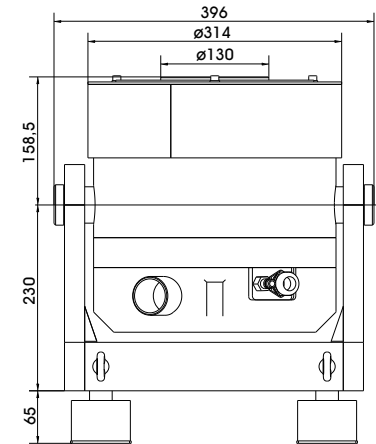
TECHNICAL PARAMETERS Vibration exciter S 5220-C

Rated peak force Sine _{pk} /Random _{RMS} ¹	800/400 N
Frequency range	1 - 20000 Hz
Main resonance frequency	> 13000 Hz
Max. displacement Peak-Peak	25.4 mm
Max. velocity	1.5 m/s
Max. acceleration Sine/Random	60/30 g
Suspension stiffness	electronically adjustable
Effective moving mass (±5%)	1.35 kg
Total mass	110 kg
Magn. stray field without/with degaussing ²	<8.5/<1 mT
Armature diameter	130 mm
Interlocks	Field coil temperature, displacement, cooling air, overcurrent

1) Random force according to ISO 5344:2004

2) measured at 150 mm above armature

For long-term tests, the load must be reduced to 80 %. Continuous operation at maximum load can cause damage.



SCOPE OF DELIVERY, OPTIONS AND FEATURES OF THE SYSTEM

Scope of delivery:	Options:	Features:
Vibration exciter 800 N	Different thread inserts in the armature at customer request	Vibration isolation < 6 Hz
Trunnion mount	Degauss kit to reduce stray magnetic field	Coarse filter unit
Power amplifier 1200 VA	Squeak&Rattle (Silent operation without blower)	Fully automatic electronic load compensation
Field power supply (FPS)	19" Rack for integrating of amplifier/FPS/TMC	Electronic zero point regulation with adjustable stiffness
Electronic zero point regulation (Tira Middle Control=TMC)	Thermobarrier	Automatic centering of the armature
Cooling blower	Chamber leadthrough	High cross-axial stiffness
Connection cable (5 m)	Silencer	Minimum maintenance effort
Power cables (each 1.5 m) for amplifier, FPS and TMC	for cooling blower (Noise reduction up to 8 dB(A))	Made in Germany
(CEE 7/7 connector)	Acoustic enclosure	Servicehotline
Blower hose ø50 mm (5 m)	for cooling blower (Noise reduction 15 - 23 dB(A))	
	Cable extension	
	Factory acceptance test	

TECHNICAL PARAMETERS Amplifier BAA 1000-ET

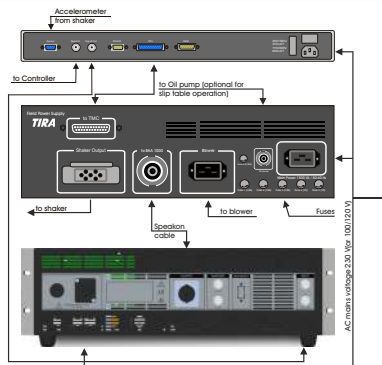

Output power _{RMS}	1200 VA
Frequency range	2 Hz - 20 kHz
Voltage _{RMS} , max.	72 V
Current _{RMS} , max.	18 A
Signal input voltage _{RMS}	< 5 V
Distortion	< 0.1 %
Signal to noise ratio	> 90 dB
Field power supply (FPS)	yes (external)
Field voltage, max.	70 V
Field current, max.	3.2 A
Total mass (Amplifier+FPS+TMC)	61 kg
Dimensions (Amplifier+FPS+TMC, WxHxD)	483 x 370 x 585 mm
Power supply (Amplifier+TMC) (Standard)	1~ / N / PE 230 V±5% 50 Hz, CEE 7/7
Power supply (FPS+blower) (Standard)	1~ / N / PE 230 V±5% 50 Hz, CEE 7/7
Recommended fuse protection (Amplifier+TMC) (Standard)	16 A slow
Recommended fuse protection (FPS+blower) (Standard)	16 A slow
Max. power consumption at 230 V (Amplifier)	2.7 kVA
Max. power consumption at 230 V (FPS+blower)	2.4 kVA
Max. power consumption at 230 V (TMC)	0.1 kVA
Interlocks:	Overload, temperature, clipping

Features:
High Signal to noise ratio of >90 dB

TECHNICAL PARAMETERS Cooling blower TB 0140

Volume flow rate	max. 140 m ³ /h
Total pressure difference	max. 150 mbar
Power	1.1 kW
Frequency	50 Hz
Hose diameter	50 mm
Hose length (Std.)	5 m
Total mass	16 kg
Dimensions (WxHxD)	286 x 302 x 292 mm
Sound pressure level, max.	max. 63 dB(A)
Power supply (standard)	by Field power supply (FPS)
Max. current consumption at 400 V	7.3 A

Options:
 Silencer TB 0140-SI (Noise reduction up to 8 dB(A))
 Dimensions (LxD): 308 x 82 mm
 Mass: 0.2 kg
 Acoustic enclosure TB 0140-AE (Noise reduction 15 - 23 dB(A))
 Dimensions (WxHxD): 650 x 760 x 860 mm
 Mass: 45 kg
 Hose length according to customers request (up to 10 m)



Cooling blower TB 0140



Silencer TB 0140-SI (optional)



Acoustic enclosure TB 0140-AE (optional)