


## Resistance Temperature Detector (RTD) Pt100


Temperature sensor contains a platinum resistance thermometer that changes resistance value as its temperature changes and provides accurate and reliable long-term temperature measurements



# Resistance Temperature Detector (RTD) Pt100



## Overview



### APPLICATIONS

For monitoring temperature in:

Concrete

Soil

Rock

### FEATURES

Complies to class A BS EN/IEC 60751:2008

IP68 (10 bar)

Fast Response

High accuracy

Excellent long-term stability

Operating range -20 to +80 °C

The Geosense® Pt100 temperature sensor contains a platinum resistance thermometer that changes resistance value as its temperature changes and provides accurate and reliable long-term temperature measurements. These sensors are often used in the extremely harsh environments found within Geotechnical monitoring.

The platinum element is housed inside a rugged enclosure and sealed with a special sealing material to ensure efficient thermal distribution and has IP68 waterproofing.

The principle of operation is to measure the resistance of a platinum element and in accordance with EN/IEC 60751:2022.

The basic values for Pt 100 temperature sensors can be calculated using the following formula:

For range 0°C to +600°C use:  $R_t = R_0 (1 + At + Bt^2)$

For range -200°C to 0°C use:  $R_t = R_0 (1 + At + Bt^2 + Ct^3 (t - 100))$

Where:  $R_t$  = resistance in Ohms at temperature  $t$   
 $R_0$  = 100 ohms at 0°C

$A = 3.9083 \times 10^{-3}$

$B = -5.775 \times 10^{-7}$   $t$  = temperature in °C

$C = -4.183 \times 10^{-12}$



# Resistance Temperature Detector (RTD) Pt100

## Specifications

### GENERAL


Temperature range	-20 to +80 °C
Temperature coefficient of resistance (TCR) <sup>1</sup>	0.00385 O/O/°C, 0 - 100°C
Accuracy <sup>2</sup>	±0.15°C at 0°C, ±0.35°C at 100°C
Resolution	0.1 °C
Housing	Stainless steel
Housing diameter (mm)	16
Housing length (mm)	65
Cable diameter (mm)	5
Cable construction	2 pair x AWG 24 with shield
Cable sheath	PUR
Cable	Type 900 - VW Sensor with Foil Screen & Drain Wire

### ORDERING INFORMATION

Model	
Cable length	
Readout and datalogger	

<sup>1</sup> In accordance with BS EN/IEC 60751:2008

<sup>2</sup> Accuracies quoted are for the element and may not be the actual accuracy of the completed assembly.



## HEAD OFFICE

Nova House  
Rougham Industrial Estate  
Rougham, Bury St Edmunds  
Suffolk IP30 9ND  
England

+44 (0)1359 270457  
sales@geosense.com  
support@geosense.com

## NORTH AMERICA OFFICE

15 West 38th Street  
Suite 632  
New York  
NY 10018

+1 518-920-3483  
sales@geosense.com  
support@geosense.com

[www.geosense.com](http://www.geosense.com)

Specifications are subject to change without notice and should not be construed as a commitment by Geosense. Geosense assumes no responsibility for any errors that may appear in this document. In no event shall Geosense be liable for incidental or consequential damages arising from the use of this document or the systems described in this document. All Content published or distributed by Geosense is made available for the purposes of general information. You are not permitted to publish our content or make any commercial use of our content without our express written consent. This material or any portion of this material may not be reproduced, duplicated, copied, sold, resold, edited, or modified without our express written consent.