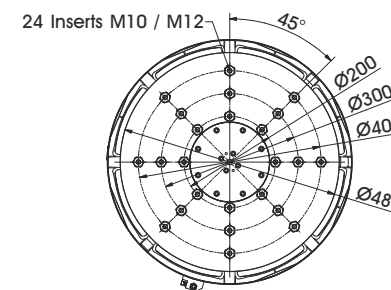
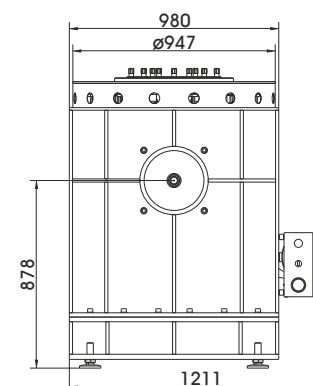
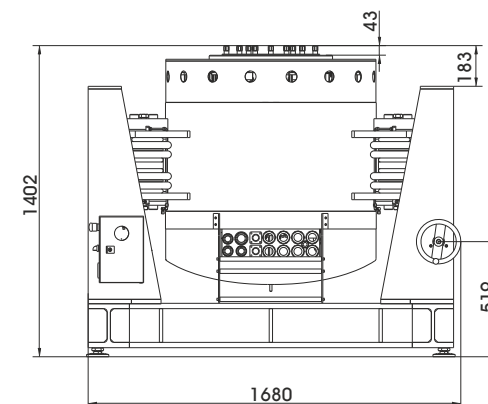


TECHNICAL PARAMETERS

Rated peak force Sine _{pk} /Random ¹ /Shock _{pk} ²	125000/110000/375000 N
Frequency range	5 - 2500 Hz
Main resonance frequency	> 2100 Hz
Max. displacement Sine/Random/Shock (Pk-Pk) ³	63.5/63.5/76.2 mm
Max. velocity Sine/Random/Shock	2.0/2.0/4.0 m/s
Max. acceleration Sine/Random/Shock	100/90/300 g
Suspension stiffness	250 N/mm
Effective moving mass	76 kg
Max. payload	910 kg
Magnetic stray field ⁴	< 1.5 mT
Armature diameter	480 mm
Required compressed air supply	Min. 600 kPa
Total mass	5300 kg
Interlocks	Temperature, displacement, water flow rate, overcurrent, compressed air, conductance



Armature 480 (Standard)

1) Random force according to ISO 5344
 2) Theoretical maximum shock value. Depends on payload, amplifier, shock and shock width
 3) Impact by moving to static mass and frequency is possible
 4) measured at 150 mm above armature inserts
 For long-term tests, the load must be reduced to 80 %. Continuous operation at maximum load can cause damage.

SCOPE OF DELIVERY, OPTIONS AND FEATURES OF THE SYSTEM

Scope of delivery:

- Vibration exciter S 59412
- Trunnion mount
- with integrated vibration isolation (AIT)
- Power amplifier
- Field power unit
- Cooling unit with integrated hydraulic unit
- Connection cables (each 10 m)
- Water hoses with self-sealing couplings (each 10 m)
- Hydraulic hoses with self-sealing couplings (each 10 m)
- Compressed-air hose NW 7.2 (Standard) (10 m)

Options:

- TIRA EMS** Energy Management System
- Energy-saving option with continuously variable field power
- Different hole pattern of armature (different pitch diameter and/or thread inserts) at customers request (M10/M12)
- Thermo barrier (-40°C to +140°C)
- Chamber leadthrough
- Climatic chamber support kit
- Remote display
- ASM-Mode (Auto-Shutdown-Manager)
- Cable/Hose extension
- Factory acceptance test

Features:

- Vibration isolation < 3 Hz (AIT)
- Fully automatic pneumatic load compensation
- Low-friction hydrostatic bearing (Dual Bearing)
- AIT fixable
- Automatic centering of the AIT-System and the armature
- Degauss kit to reduce stray magnetic field
- Shaker-water circuit with overpressure
- Automatic permanent monitoring of conductance
- Integrated mains switch and line filter
- Energy-saving-mode (Field switchover)
- 4 Sigma peak current
- Made in Germany
- Servicehotline

TECHNICAL PARAMETERS Power Amplifier A 6 00 11 315 + Field power supply

Output power _{RMS}	150000 VA	Interlocks: Overload, Temperature, Displacement, Compressed air, Phase monitoring, Emergency stop, Water flow rate, Conductance
Frequency range	DC - 5 kHz	
Voltage _{RMS} , max.	±212 V	Features: Multi-level field switching (energy saving mode) Mains switch and integrated line filter Field voltage/Field current variable according to customer spec. 4 Sigma peak current Color-Touchscreen
Current _{RMS} , max.	1500 A	
Signal input voltage _{RMS}	10 V	
Total Harmonic Distortion (at 70A _{RMS} , 200 Hz)	< 0.2 %	
Signal to noise ratio	> 80 dB	
Power supply - Amplifier (Standard)	3~ / N / PE 400 V±5% 50 Hz	
	Direct connection (Terminal block)	
Power supply - Field power supply (Standard)	3~ / N / PE 400 V±5% 50 Hz	
	Direct connection (Terminal block)	
Max. power consumption at 400 V		
Amplifier (incl. cooling unit)	135 kVA	
Field power supply	40 kVA	
Recommended fuse protection Amplifier (Standard)	225 A slow	
Recommended fuse protection FPS (Standard)	125 A slow	
Dimensions - Amplifier (WxHxD)	2400 x 2200 x 900 mm	
Dimensions - Field power supply (WxHxD)	600 x 1740 x 850 mm	
Total mass - Amplifier	1900 kg	
Total mass - Field power supply	500 kg	



Amplifier



Field power supply

TECHNICAL PARAMETERS Cooling unit C 59412

Environmental conditions:		Features: Closed system --> No pollution and no water loss by evaporation The system works with a higher pressure --> No cavitation interferences at the measuring signal Manometers and flow meters at several places within the circuits Integrated conductance monitoring and demineralisation Reduction of water consumption at part load by controlling of the process water flow Self-sealing couplings (free from leakage) Optional: Hose length according to customer specs (up to 20 m)
Temperature	5 - 30 °C	
Relative humidity	10 - 80 %	
Energy transfer	max. 3 kW	
Process water:		
Temperature	5 - 15 °C	
Volume flow at max. supply temperature	10 m³/h (for full extension)	
Working pressure: supply - static	≤ 8 bar (≤ 800 kPa)	
Working pressure: dynamic differential pressure	≥ 3 bar (≥ 300 kPa)	
Dissipated heat flow	max. 110 kW	
Nominal width of supply pipes	R 1 1/2 IT (40 mm)	
pH value	7 ± 1	
Dimensions of dirt particles	< 25 µm	
Water hardness (total/carbonate)	< 1.4 mmol/l / < 0.9 mmol/l	
Dimensions (WxHxD)	800 x 2200 x 900 mm	
Total mass	~300 kg	

